

# Castlemont Community MARKET

## Community Pathways to Economic Development



Compared to a White child born  
in the affluent Oakland Hills...

EAST OAKLAND  
LIFE EXPECTANCY

**70**



OAKLAND HILLS  
LIFE EXPECTANCY

**85**

...an African American child born in East Oakland  
can expect to live 15 fewer years.

# Compared to a White child in the affluent Oakland Hills, an African American child born in East Oakland is...

**2 times** more likely to be born low birth weight

**21 times** more likely to live in poverty

**6 times** more likely to be unemployed

**12 times** less likely to have a mother with a college degree

**3 times** less likely to read at grade level

**2.5 times** more likely to die of stroke

INFANT

CHILD

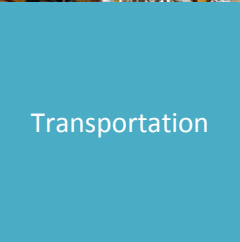
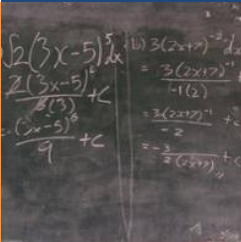
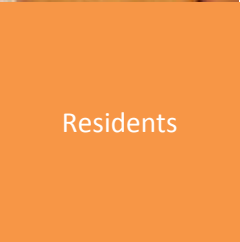
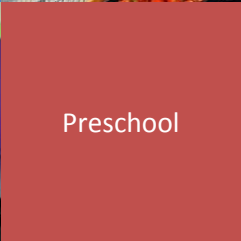

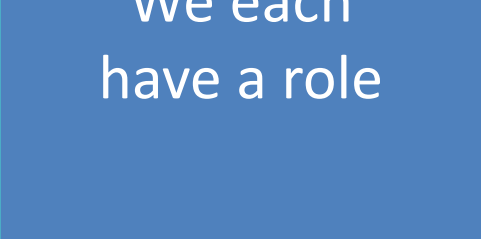
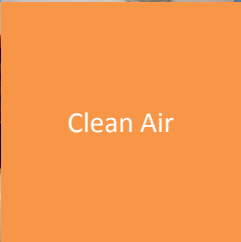
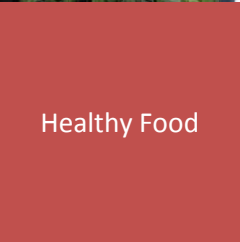
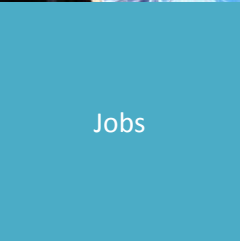
ADULT

**Cumulative impact:**

**15 year difference in life expectancy**







# Building Blocks for Health Equity Unit

## Vision:

Every child born in Alameda County, no matter where they live, how much money their families make, or the color of their skin, has opportunities to lead a healthy, fulfilling and productive life.

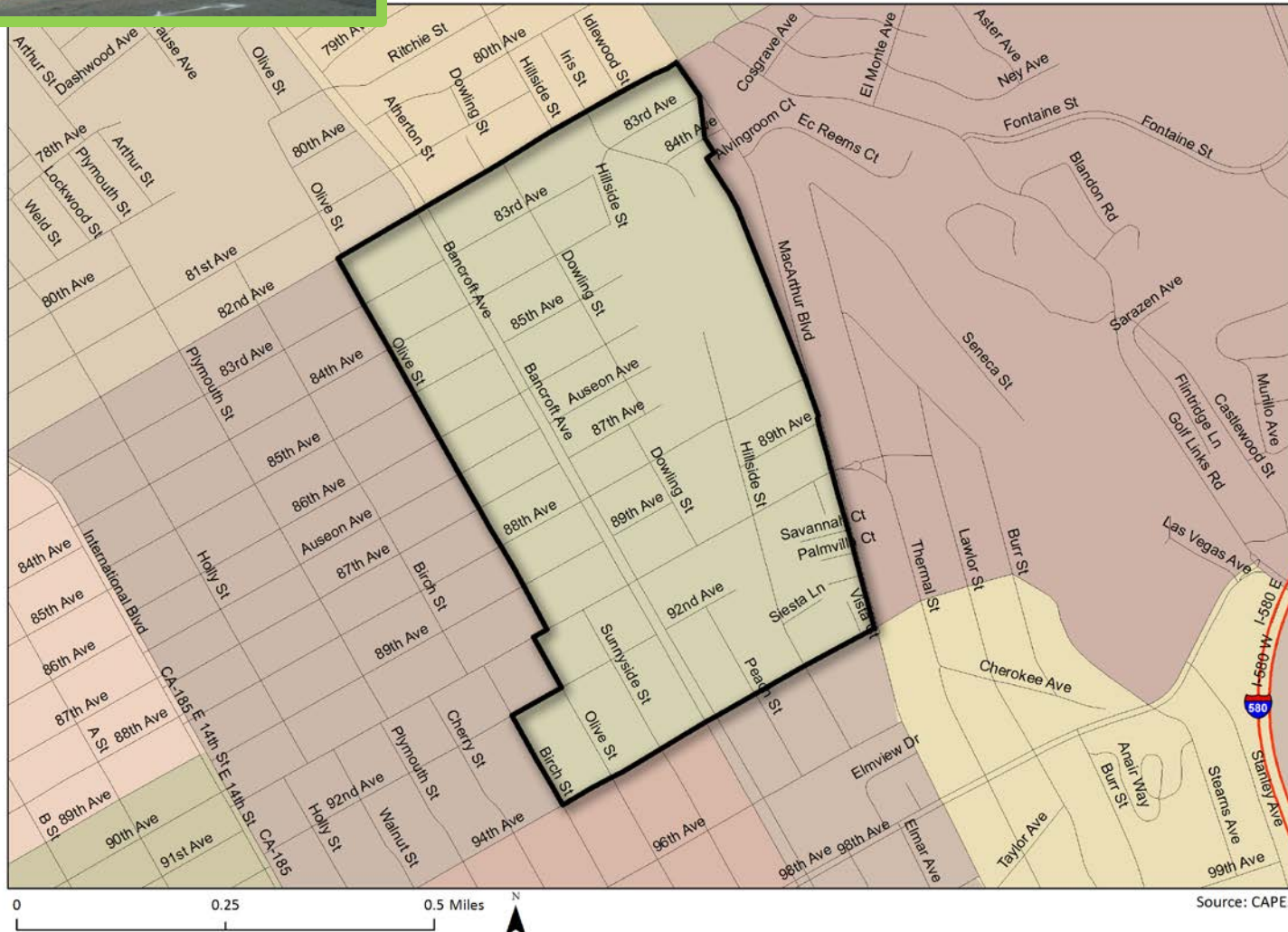


Together, with community partners, residents, and staff and clients, we are working to on projects to ensure all children have the best start in life.





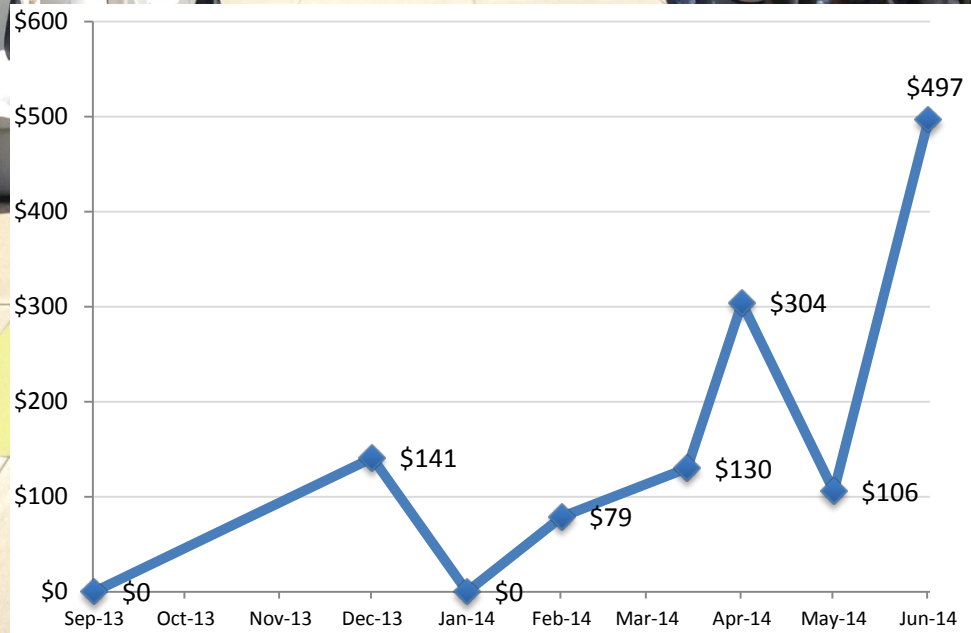
# Castlemont

















**Building a Local Economy**  
Castlemont Community Market  
Vendor's Association  
Small Business Trainings  
Youth Merchant's Association Assessment

